



Architectural Products



Swing Gates



Cantilever Gates



Perforated Panels



Steel Fence



Railing



Sunshade



Steel Security Grille



Fixed Louver Fence



Aluminum Fence



ALL AMETCO'S PRODUCTS
ARE MANUFACTURED IN
THE USA

CONTENTS

FENCING 3
Steel Security 4
Aluminum. 8
Aluminum Fixed Louver. 11
Aluminum Perforated 14
Security Fencing Welded Wire. 16

GATE SYSTEMS 20
Swing Gates – Steel & Aluminum. . . 21
V-Wheel Roller – Steel & Aluminum . . 22
Monorail Cantilever – Aluminum. . . . 23
Monorail Cantilever – Steel. 24
Cantilever – Aluminum Track. 25

RAILING SYSTEMS 26
Aluminum Railings 27
Infill Panels – Steel Railings 28
Installation 29
Perforated Infill Panels. 30

SUNSHADES 31
Aluminum. 32
Bar Grille. 34
Louver 35
Perforated. 36

**ARCHITECTURAL
GRILLES & SCREENS** 39
Grilles 41
Screens. 42

PERFORATED MATERIALS 37
Patterns 38

COLORS AND INSTALLATION 43

ENCLOSURES 44



4326 Hamann Parkway
P.O. Box 1210
Willoughby, Ohio 44096

Phone (440) 951-4300
Fax (440) 951-2542
Toll Free 800-321-7042
E-Mail ametco@ametco.com
Web www.ametco.com



Ametco manufactures a wide range of fence and gate systems as well as railings, sunshades, grilles, screens, louvers, and perforated metal products. These products are available in steel, stainless steel, and aluminum. Custom fabrication services allow Ametco to provide the products as you designed them.

Our products are manufactured to meet the aesthetic demands of modern architecture while addressing growing concerns with security and privacy. Our design engineers work closely with architects and contractors to design products that will provide years of trouble free service. The electro-forged welding process produces steel mesh infill panel designs in large volumes, reducing project costs and delivery times. Along with high speed perforating presses, large turret presses produce custom perforated metal and plastic products.

All of our steel products have a hot dipped galvanized finish with a polyester powder coating, giving them the best corrosion protection in the industry. Available in 15 standard colors, this powder coat finish ensures protection from the elements and virtually eliminates maintenance by eliminating crazing or fading.

Founded in 1966, Ametco is located in a modern, high quality production facility outside of Cleveland, OH. Our plant features the latest CNC fabricating equipment. Ametco has established itself as a leading manufacturer of architectural products in North America. All of Ametco's products are manufactured in the United States.


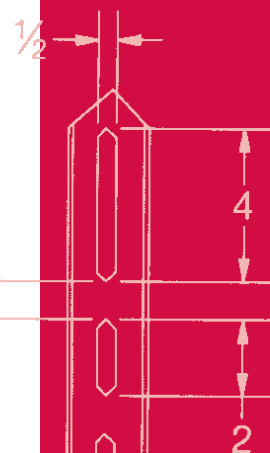
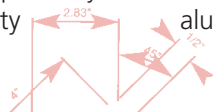
For Master Spec, CAD Drawings, and Photo Gallery,
visit our website www.ametco.com

BUILT TO LAST

The Ametco fencing system is an exclusive system, an alternative approach to fencing design, the concept of which is both functional and decorative. The Ametco fencing system is ideally suited to harmonize with any environment. This fencing system has been created through advanced techniques by Ametco Mfg. Corp., a company whose dynamic approach and flair in metal fabrication conceived this unique system. Ametco has revolutionized the traditional fencing image and extended the range of applications throughout the private and industrial building industries. Ametco fencing system is manufactured using the electro-forged welding process, giving complete penetration of the cross member. Ametco Mfg. Corp. has developed a highly desirable fencing product which fits perfectly into modern architectural and security applications.

LASTING COLORS

Ametco fencing is protected by extremely effective coating systems, giving long life with a touch of elegance. The hot dip galvanized finish with a polyester powder coating gives Ametco fencing protection from the elements, as well as increasing its sturdiness and eliminating maintenance. This system gives the best corrosion protection in the industry. The hot dip galvanizing will leave rough areas on the treated surface. These rough areas do not impair the coating in terms of corrosion resistance. The galvanized product is then powder coated. The color gives an "extra" touch of appeal to the fencing, harmonizing with its surroundings. Once you have selected the color from the wide choices available, it will endure exposure without crazing or fading. For jobs where a smooth surface is required, see Ametco's fixed louver aluminum or stainless steel product.



4326 Hamann Parkway
P.O. Box 1210
Willoughby, Ohio 44096

Phone: (440) 951-4300
Fax: (440) 951-2542
Toll Free: 800-321-7042

E-Mail: ametco@ametco.com
Web: www.ametco.com

Steel Security

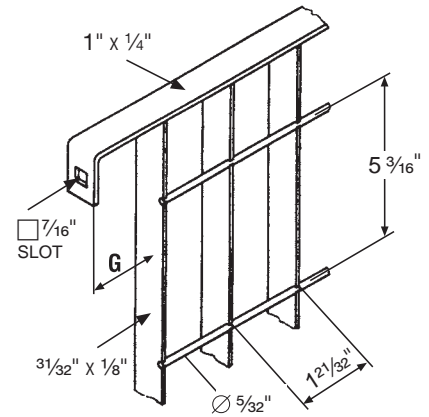


GROTTO®

1²¹/₃₂" x 5³/₁₆" MESH

Applications

The simple clean lines of this type of fencing means that it can be used for a vast range of applications. The close centers makes this design practically unclimbable.

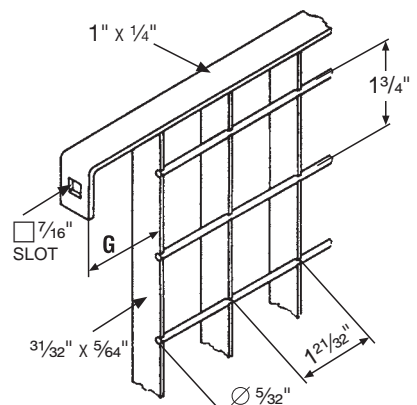


SHIELD®

1²¹/₃₂" x 1³/₄" MESH

Applications

The small square opening makes this design ideal for railing infill panels-window guards-and any application where control of the opening size is needed.



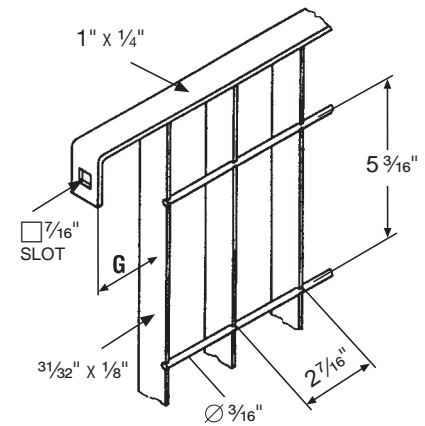


METRO®

2 7/16" x 5 3/16" MESH

Applications

The simple, clean lines of this type of fencing means that it can be used for a vast range of applications. It is particularly suitable for both prestige and high security applications including residential, sports, leisure, industrial and military.

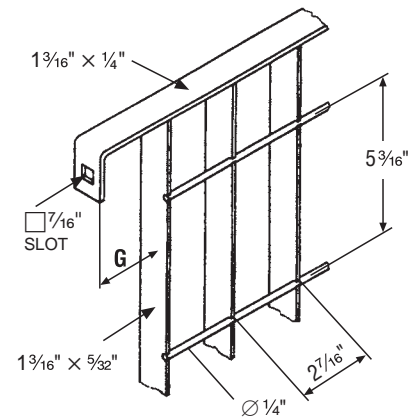


BLOCKADE®

2 7/16" x 5 3/16" MESH

Applications

Where safety, strength and anti-break-in characteristics are required: military deposits or installations, repeaters, radar stations, petrochemical installations; preferably to be fitted with burglar-proof uprights and safety bolts. Can be fitted with alarm devices.



Steel Security

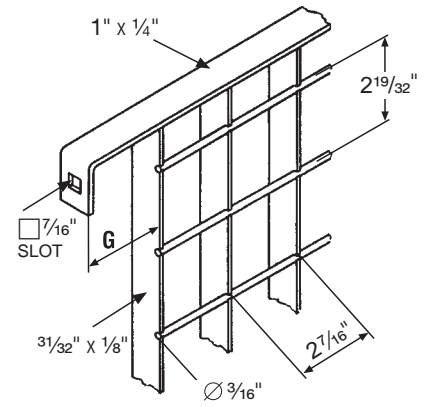


LATTICE

2⁷/₁₆" x 2¹⁹/₃₂" MESH

Applications

Great versatility for both civil and industrial use and especially suitable for railings and internal decoration.

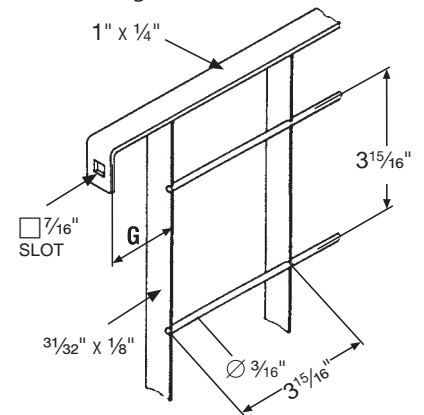


STADIUM®

3¹⁵/₁₆" x 3¹⁵/₁₆" MESH

Applications

The Stadium model is suggested for economy in large areas and the internal sub-division of areas already fenced, for the three sides of outer fencing which are not seen, internal decoration, special applications and false ceilings.





SHADOW

Characteristics

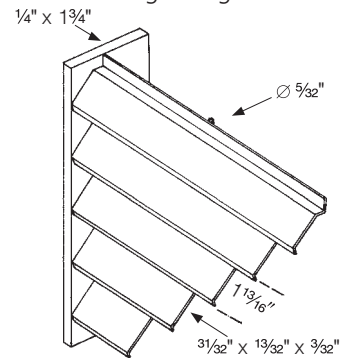
Model with inclined sections, exclusive polished design, without cuts or joints and therefore monolithic. It can be installed with horizontal sections, in which case it is practically peep-proof, or with vertical sections, thus allowing a reduced side visibility only.

Applications

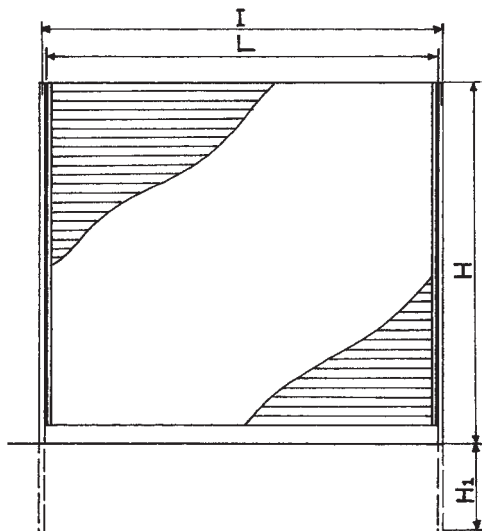
Suitable for use on balconies, as sunscreens, protective screens, false ceilings, ventilation openings, parking garages and special applications.

Specify

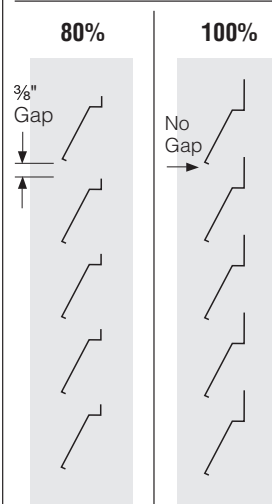
Electro-forge welded steel fencing. Ametco Shadow design horizontal or vertical – $1\frac{31}{32}'' \times \frac{1}{16}''$ formed main bar, $\frac{5}{32}''$ round cross bar, $1\frac{13}{16}'' \times \frac{5}{32}''$ mesh. Galvanized to ASTM 123 and/or powder polyester coated. The Shadow design weight is 2.84 lbs. per Sq. Ft.



HORIZONTAL APPLICATION (May Be Used Vertically)



DIRECT VISUAL SCREENING



H	Panel Height	Up to 144" High
H1	Anchor Length*	8" Up to 60" High
		10" Up to 80" High
		12" Up to 96" High
		18" Over 96" High
I	Post Width	64 ^{31/32} " Maximum
L	Panel Width	64 ^{21/32} " Maximum
M	Width of Grille	64 ^{21/32} " Max Horiz
		62 ^{3/8} " Max Vert
G	Lug Projection	1 ^{5/32} " Maximum
	Post Size*	2 ^{1/2} " X 5/16" Flat bar up to 60" High 3 ^{1/2} " X 5/16" Flat bar up to 96" High 2" X 2" Square tube over 96" High

**Final Determination of anchor length and post size is based on panel size, site conditions and design consideration*

Aluminum

Maintenance-Free Architectural Fencing

The Ametco Aluminum fencing system is an exclusive system, an alternative approach to fencing design, the concept of which is both functional and decorative.

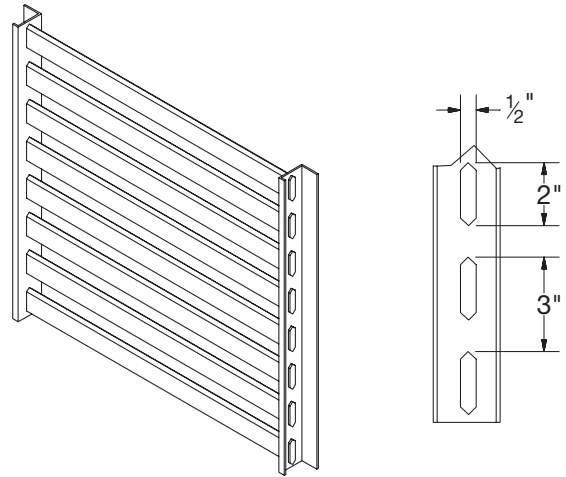
Ametco Mfg. Corp. has developed a highly desirable fencing product which fits into modern architectural and security applications. Ametco's aluminum fencing products are manufactured from extruded aluminum sections.

The aluminum fencing system is finished with a polyester powder coating. The powder coating gives an "extra" touch of appeal to the fencing, harmonizing with its surroundings. Once you have selected the color from the wide range of choices available, it will endure exposure without crazing or fading. Ametco Mfg. Corp. certifies that its fencing systems are free from defects in material and workmanship. The polyester coated fencing is guaranteed not to crack, peel or blister for a period of 20 years.



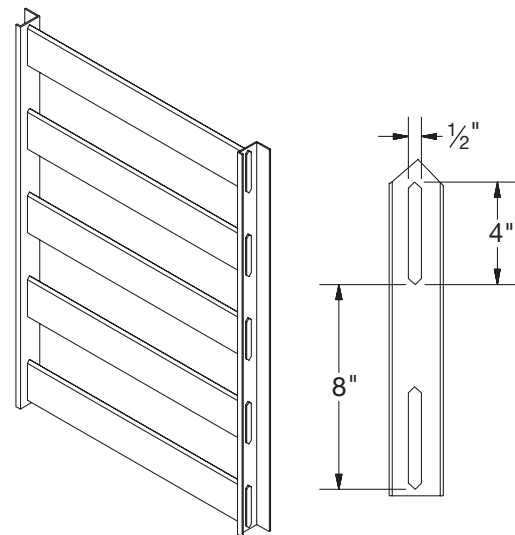
VENUS DESIGN

The Venus Design aluminum fence is fabricated from $\frac{1}{2}$ " x 2" custom shaped aluminum extrusions. The 2" aluminum extrusion can run either horizontally or vertically. The standard spacing of the 2" extrusions is 3" on center but can be from 3" to 6". After fabrication the Venus Design is polyester powder coated to your choice of 15 standard colors for maintenance free lasting beauty. The Venus Design aluminum fence is manufactured in our Willoughby, Ohio Plant.



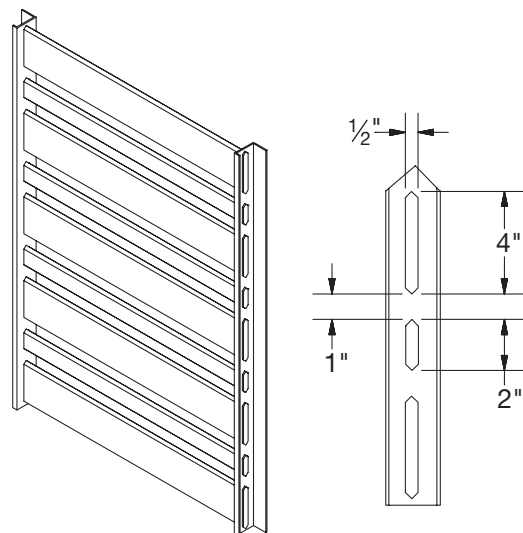
BLADE DESIGN

The Blade Design aluminum fence by Ametco is fabricated from $\frac{1}{2}$ " x 4" patented shaped aluminum extrusions. The 4" aluminum extrusion can run either horizontally or vertically. The standard spacing of the 4" extrusions is 8" on center but can be from 5" to 8" centers. After fabrication the Blade Design is polyester powder coated to your choice of 15 standard colors for maintenance free lasting beauty. The Blade Design aluminum fence is manufactured in our Willoughby, Ohio Plant.



SEDONA DESIGN

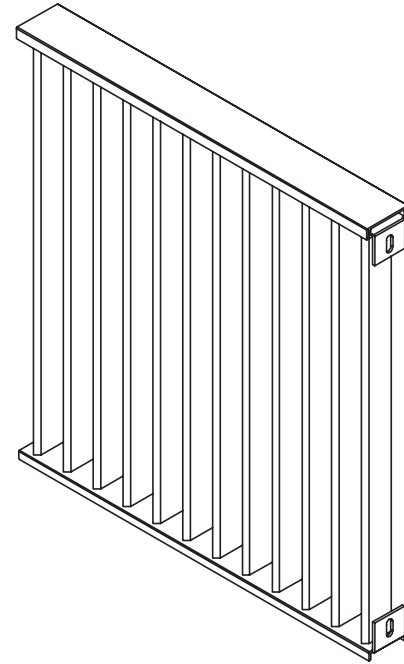
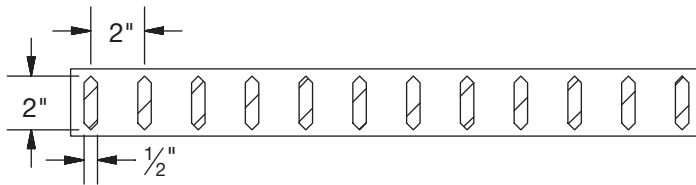
The Sedona Design aluminum fence is fabricated from $\frac{1}{2}$ " x 2" and $\frac{1}{2}$ " x 4" patented extruded aluminum special shaped tubes. By alternating the 2" and 4" extrusions, the Sedona Design offers a functional and decorative fence. This design can be run either horizontally or vertically. The standard spacing is 1" but can be varied with any spacing up to 4". After fabrication the Sedona Design is polyester powder coated to your choice of 15 standard colors for maintenance free lasting beauty. The Sedona Design aluminum fence is manufactured in our Willoughby, Ohio Plant.



Aluminum

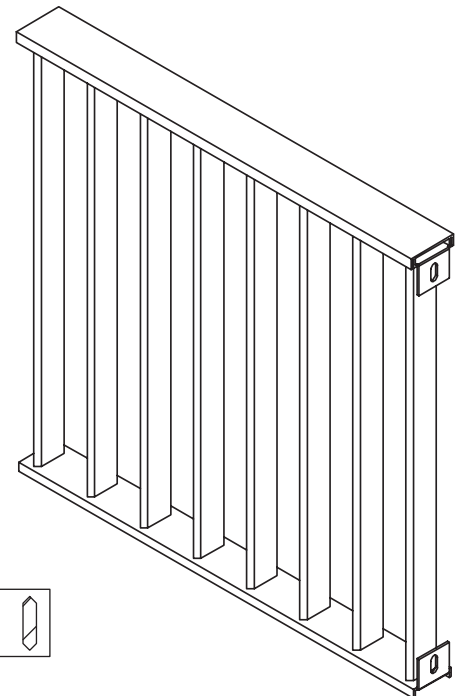
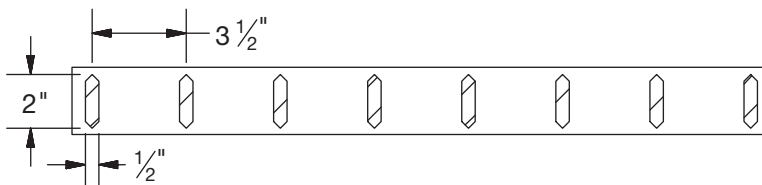
APOLLO DESIGN

The Apollo Design by Ametco is an open mesh aluminum fencing fabricated from $\frac{1}{2}$ " x 2" extruded aluminum tubes on 2" centers. The open area of the Galaxy Design is 75%, giving excellent strength and good visibility. After fabrication the Apollo Design is powder coated to your choice of 15 standard colors for a maintenance free long lasting finish. The Apollo Design aluminum fence is manufactured in our Willoughby, Ohio plant.



GALAXY DESIGN

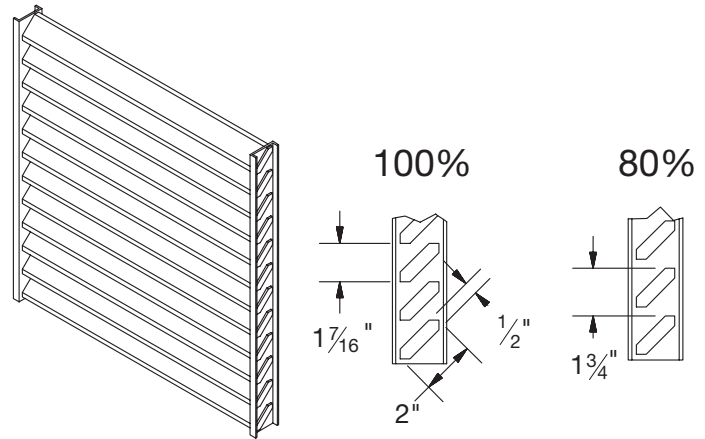
The Galaxy Design by Ametco is an open mesh aluminum fencing fabricated from $\frac{1}{2}$ " x 2" extruded aluminum tubes on $3\frac{1}{2}$ " centers. The open area of the Galaxy Design is 85%, giving excellent visibility yet strong enough for high security requirements. After fabrication the Galaxy Design is powder coated to your choice of 15 standard colors for a maintenance free long lasting finish. The Galaxy Design aluminum fence is manufactured in our Willoughby, Ohio plant.



Aluminum Fixed Louver

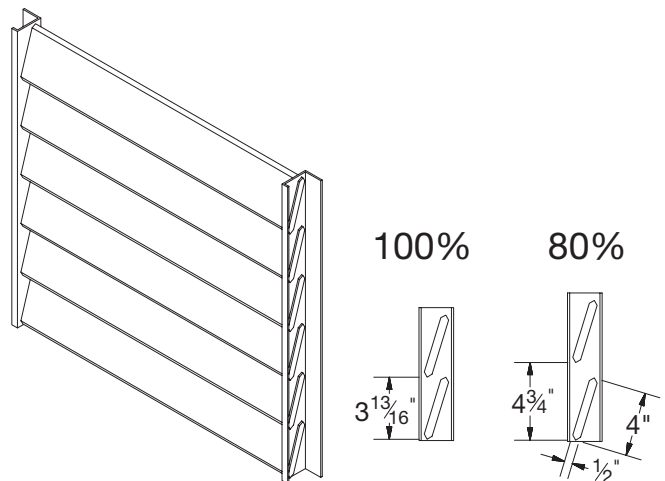
TITAN DESIGN

The Titan Design fixed louver fencing and gates are manufactured in Ametco's Willoughby, Ohio plant. Titan Design is manufactured from 1/2" x 2" extruded aluminum tubes on 45° angle to provide either 100% or 80% direct visual screening. The clean lines and choice of color allow the Titan Design to harmonize with any surrounding.



PHOENIX DESIGN

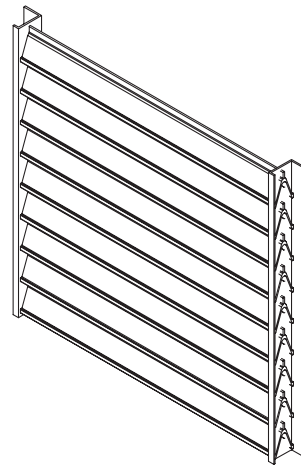
The Phoenix Design fixed louver fencing and gates allow 100% or 80% direct visual screening. Phoenix design is manufactured from a 1/2" x 4" patented aluminum extrusion in Ametco's Willoughby, Ohio plant. The 100% direct visual screening weight is 3.00 lbs. per square foot and the 80% direct visual screening weight is 2.50 lbs. per square foot. After fabrication Phoenix design is powder coated to one of 15 standard colors for maintenance free lasting beauty.



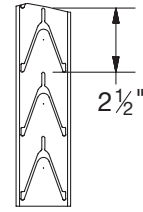
Aluminum Fixed Louver

VENETIAN DESIGN

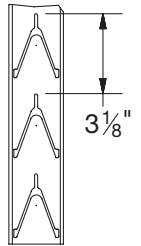
The Venetian Design has V-shaped extruded aluminum main bars welded to extruded aluminum framing bars. The Venetian Design is the only louver that can achieve 100% or 80% visual screening by running the louver either vertically or horizontally. The 100% visual screening Venetian weight is 3.5 lbs. per square foot. The 80% visual screening Venetian weight is 3 lbs. per square foot. After fabrication Venetian design is polyester powder coated for long lasting maintenance free beauty.



100%

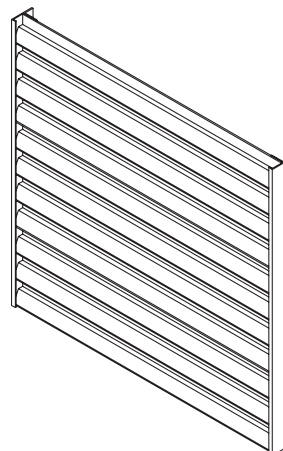


80%

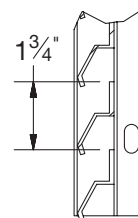


ECLIPSE DESIGN

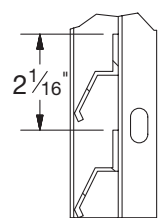
The Eclipse Design has inclined extruded aluminum main bars welded to extruded aluminum framing bars. The spacing of the extruded aluminum main bars produces 100% or 80% visual screening. The aluminum extrusions are type 6061. The 100% visual screening Eclipse weight is 2.5 lbs. per square foot. The 80% visual screening Eclipse weight is 2 lbs. per square foot. After fabrication the Eclipse design is polyester powder coated for long lasting maintenance free beauty.



100%



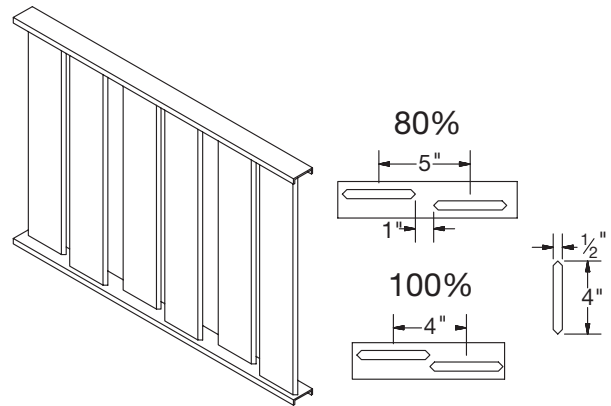
80%





SATURN DESIGN

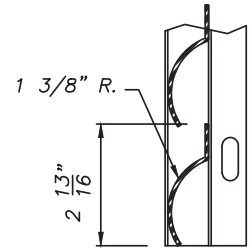
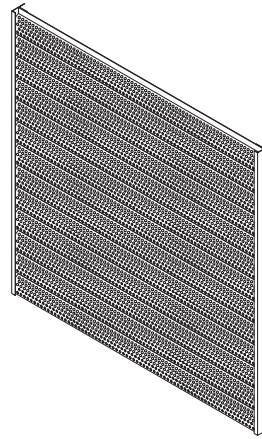
The Saturn Design has a front and back row of $\frac{1}{2}$ " x 4" aluminum extruded tubes on 1" center. Each row of tubes are on 4" center for 100% direct visual screening. The weight for 100% visual screening is 2.75 lbs. per square foot. The 80% direct visual screening Saturn is on 5" centers and the weight is 2.2 lbs. per square foot. After fabrication Saturn Design is powder coated to the color of your choice.



Aluminum Perforated

POLARIS DESIGN

Polaris Design aluminum panels are the newest design Ametco has to offer. Polaris design panels can be used in fencing, gates, sunshades, canopies and railings. The panels are custom fabricated from die formed perforated and radius sections. The standard perforation for the Polaris design is $\frac{1}{4}$ inch round hole on $\frac{1}{2}$ inch staggered centers. This perforation has 23% open area. Other perforations with up to 50% open area can be used.



DELTA DESIGN

The Delta Design aluminum perforated fence is a .080" thick perforated aluminum sheet. The Delta Design has aluminum louvers on 12" centers running the width of the panel to provide strength and beauty. The maximum panel width is 60" with a maximum height of 120". The distance between louvers can vary to increase or decrease the percent of direct visual screening. Each panel is custom perforated with round, square, or slotted perforation. The round perforation can range in size from $\frac{1}{8}$ " to 4", the square perforations can range in size from $\frac{1}{4}$ " to 3" and the slotted perforations can range from $\frac{1}{8}$ " x 1" to 2" x 4" in either round or square ended perforations.



CONCORD DESIGN

The Concord Design aluminum perforated fence is a formed .125" thick aluminum panel with a maximum width of 48" and height of up to 120". Each panel is custom perforated with round, square, or slotted perforation. The round perforation can range in size from 1/8" to 4", the square perforations can range in size from 1/4" to 3" and the slotted perforations can range from 1/8" x 1" to 2" x 4" in either round or square ended perforations.



Security Welded Wire

A NEW GENERATION OF SECURITY FENCES



WELDED WIRE

Ametco's Welded Wire Security Fences offer fencing systems which take into account today's increased need for security. In this brochure, you will find mechanically sturdy and durable products that also meet all visual criteria. During preliminary consideration, it is important to correctly assess the level of your security needs by means of a classification according to categories **basic – medium – high**, which you will find throughout this brochure. Ametco's standard systems are characterized by the use of environmentally friendly materials. For all products, Ametco uses galvanization and powder coating for up-to-date corrosion protection. A wide range of 15 standard colors is available to harmonize with any environment.



VISION

Requirement profile:



Features:

The **Vision Design** with the smallest mesh in Ametco's Welded Wire line is ideal for the following applications: Railway lines, Industrial areas, Military sites, Airports and High Security applications.

Technical data:

$1/2''$ x $3''$ mesh with $5/32''$ diameter wire with $99''$ panel width and $2 1/2''$ x $2 1/2''$ post and center to center of post of $99 5/8''$. The fencing is $79''$ or $99''$ tall. Panels are mounted to the post with mounting plates.

Security Welded Wire



FIESTA

Requirement profile:



Features:

Its durability and resistance characterize the easy-to-install **Fiesta Design**. This particular sturdiness is due to the choice of the best materials and the use of modern fastening systems with special U-shaped clamping strips. Thus, the **Fiesta Design** is the type most often sold in this product segment and should be given first priority, if very strong needs for security must be satisfied.

Technical data:

2" x 8" mesh with 1/4" vertical wire and two 5/16" horizontal wires. Panel width of 98 3/8" and heights of 4, 6, and 8 feet. Connected with a special U-shaped clamping strips to 3" square tube posts.



GUARDIAN

Requirement profile:



Features:

Easy to install is only one of the features of Ametco's **Guardian Design**. As with all designs using Ametco's posts, fastening is achieved by means of fasteners attaching to the post.

Technical data:

2" x 8" mesh with 1/4" vertical wire and two 5/16" horizontal wires. Panel width of 98 3/8" and heights of 4, 6, and 8 feet. Connected with fasteners to 3" square tube posts.



PARK

Requirement profile:



Features:

The **Park Design** is the most economical of the Ametco Welded Wire fencing line and still provides security for your perimeter fencing requirements. Ametco's coating system provides the **Park Design** with the best corrosion protection in the industry.

Technical data:

2" x 8" mesh with $\frac{3}{16}$ " vertical wire and two $\frac{1}{4}$ " horizontal wires. Panel width $98\frac{3}{8}$ " and heights of 4, 6 and 8 feet. Connected with fasteners to 3" square tube posts.



AMOPANEL

Requirement profile:



Features:

Amopanel Design provides a high degree of stability due to the folds used for strengthening. This feature also makes **Amopanel Design** visually more attractive.

Technical data:

2" x 6" mesh with $\frac{3}{16}$ " vertical and horizontal wire — 1 to 5 V-shaped stabilizing folds. Panel width 95" and heights of 4, 5, 6 and 8 feet. Connected to 3" tube posts with fasteners.

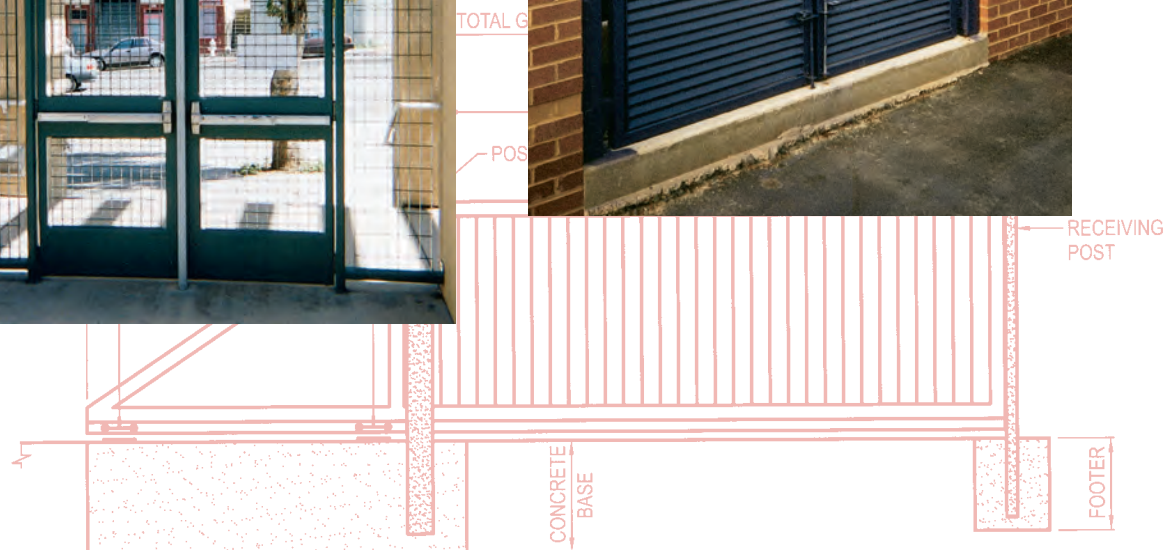
Gate Systems

The Ametco Gate System is an exclusive system, an alternative approach to gate design, the concept of which is both functional, decorative and ideally suited to harmonize with any environment. This gate system has been created through advanced techniques by Ametco, a company whose dynamic approach and flair in metal fabrication conceived this unique system. Ametco has revolutionized the traditional gate image and extended the range of applications throughout the private and industrial building industries.

Ametco's gate system is a tube design frame, which can be furnished as swing gates, v-wheel roller gates, aluminum track cantilever gates or the newest design aluminum or steel monorail cantilever gates. The monorail design mounts on a large footer with adjustable carriages imbedded on the footer. The weight of the gate is on the ground and not suspended on posts as is the case with conventional aluminum track cantilever gates. In many situations this allows a shorter overall length of the gate frame. Carriage wheels up to 5½" diameter allow the monorail system to run smoother than the conventional cantilever gate.

Ametco gates are protected by an extremely effective coating system, giving long life with a touch of elegance. The steel gate frames and infill panels are hot dip galvanized and then coated with polyester powders, which gives Ametco gates protection from the elements as well as increasing their sturdiness and eliminating maintenance. The aluminum and stainless infills are coated with the same polyester powders as the steel, but where hot dip galvanizing may leave some drips and rough surface areas, the aluminum and stainless is a much smoother surface.

The color gives an extra touch of appeal to the gate, harmonizing with its surroundings. Once you have selected the color from the wide range of choices available, it will endure exposure without crazing or fading.

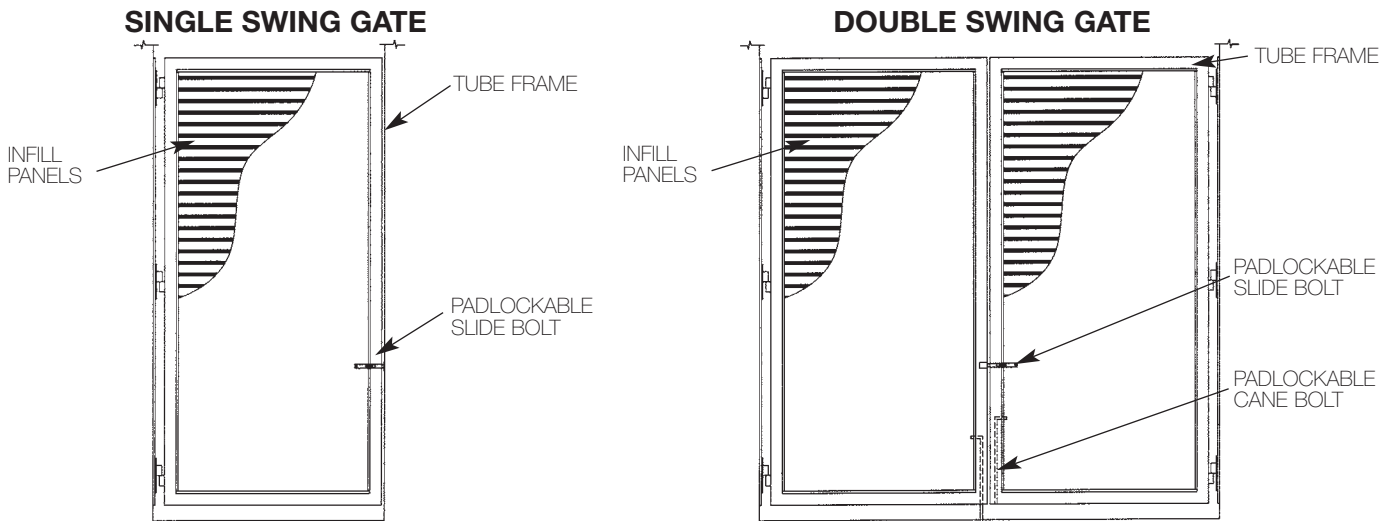


4326 Hamann Parkway
P.O. Box 1210
Willoughby, Ohio 44096

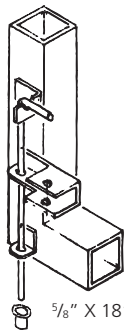
Phone: (440) 951-4300
Fax: (440) 951-2542
Toll Free: 800-321-7042

E-Mail: ametco@ametco.com
Web: www.ametco.com

Swing Gates Steel & Aluminum



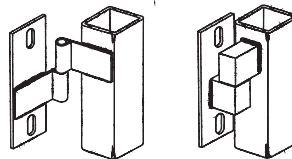
PADLOCKABLE CANE BOLT



5/8" X 18" CANE BOLT

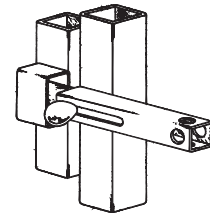
HINGE

FEMALE HINGE HALF IS SHOP WELDED TO GATE FRAME
MALE HINGE HALF IS FIELD BOLTED TO POST



LIGHT GATE—STAINLESS STEEL LEAF HINGE
MEDIUM AND HEAVY GATES—STEEL HINGE WITH
STAINLESS PIN & CHROME BALL BEARING

PADLOCKABLE SLIDE BOLT

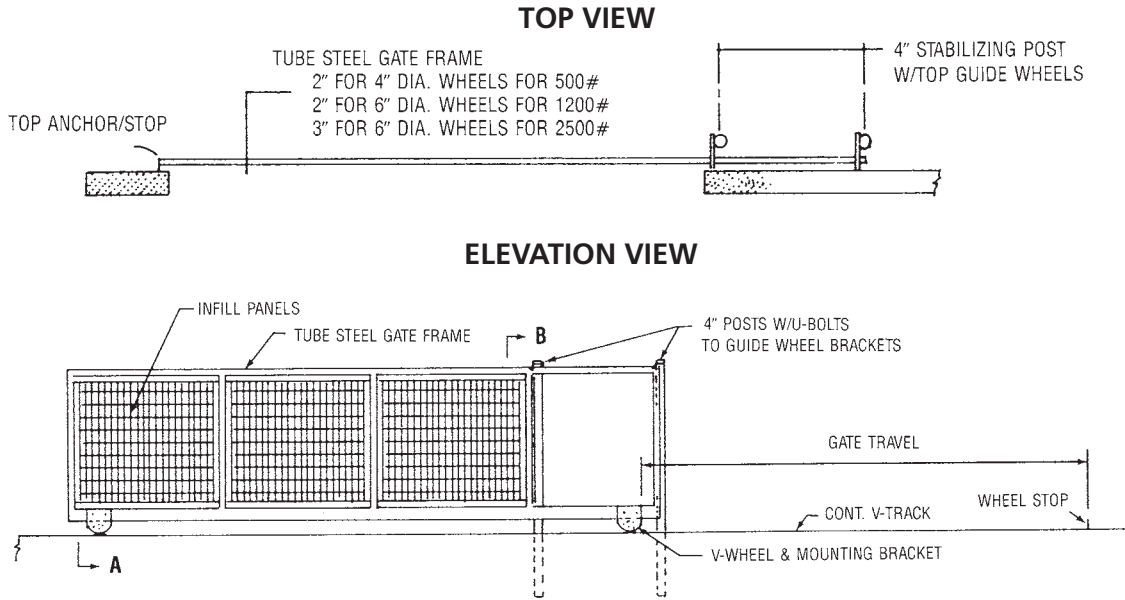


3/4" ROUND SLIDE BOLT

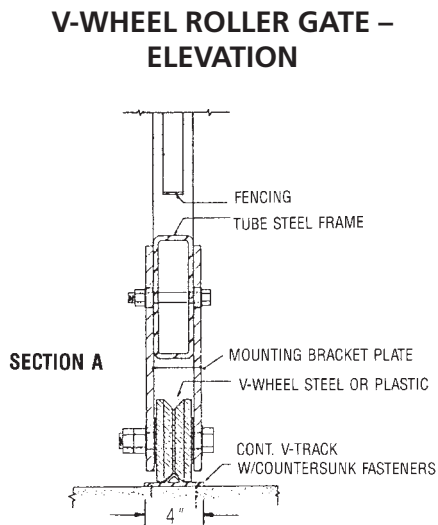


V-Wheel Roller Steel & Aluminum

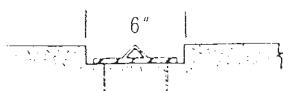
V-WHEEL ROLLER GATE



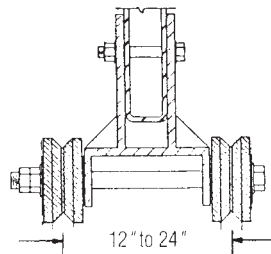
V-WHEEL ROLLER GATE HARDWARE



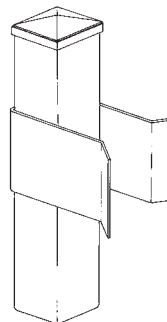
RECESSED TRACK OPTION



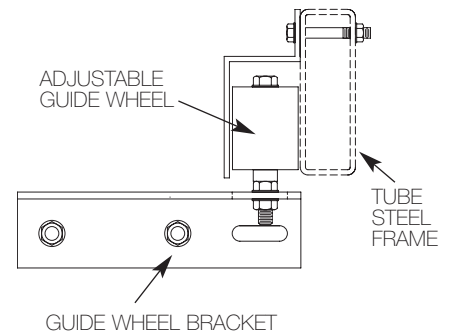
DUAL WHEEL OPTION



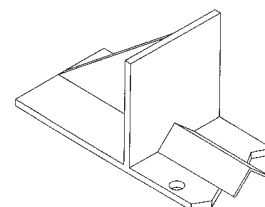
CLOSE GATE POST WITH GUIDE



GUIDE WHEEL



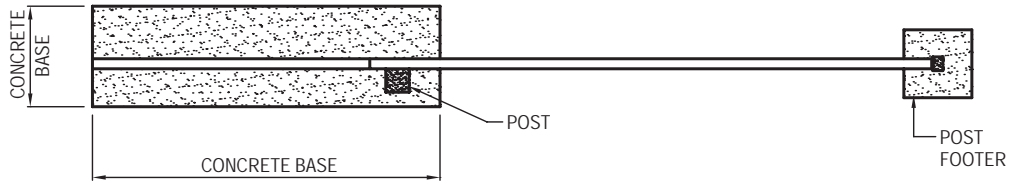
WHEEL STOP



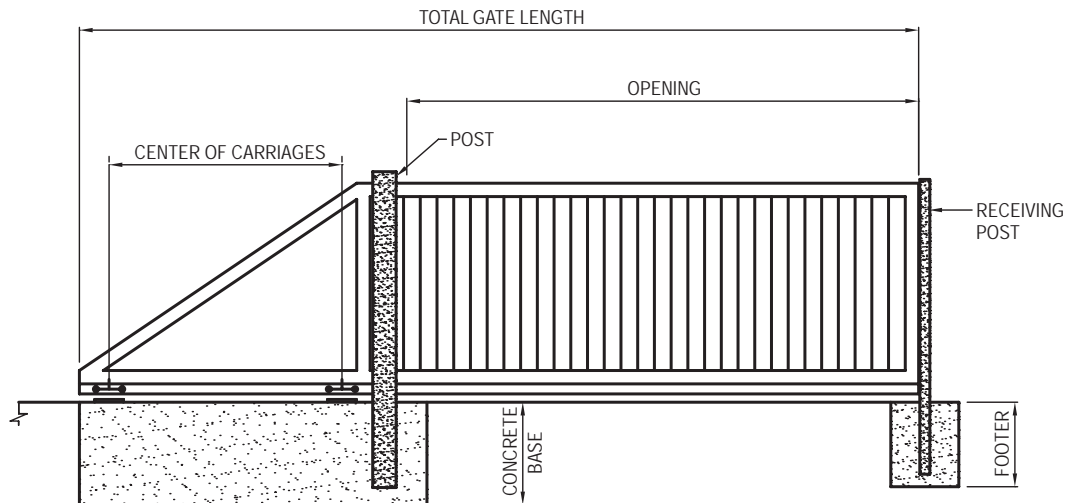
Monorail Cantilever Aluminum

CANTILEVER GATE

TOP VIEW



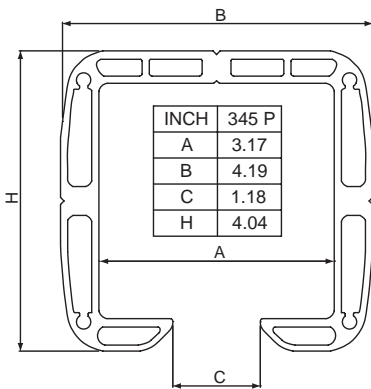
ELEVATION VIEW



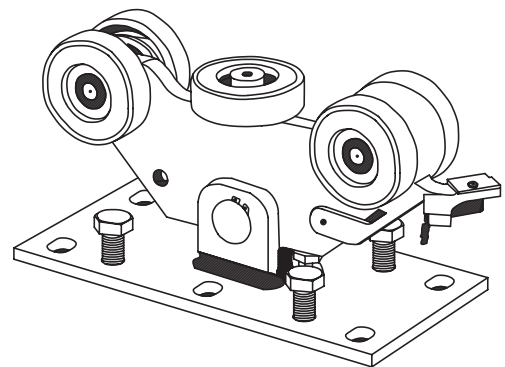
CANTILEVER GATE HARDWARE

ALUMINUM MONORAIL TRACK

To be used for Aluminum for gates up to 30 ft. and under 500 lbs.



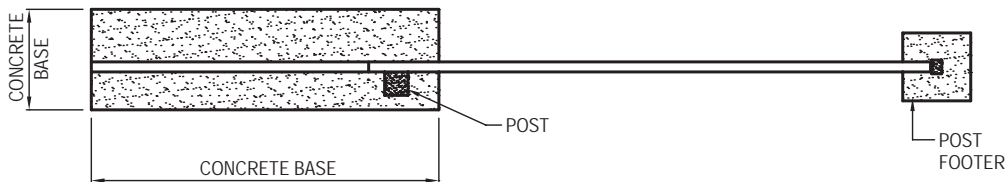
CARRIAGE WITH NYLON WHEELS



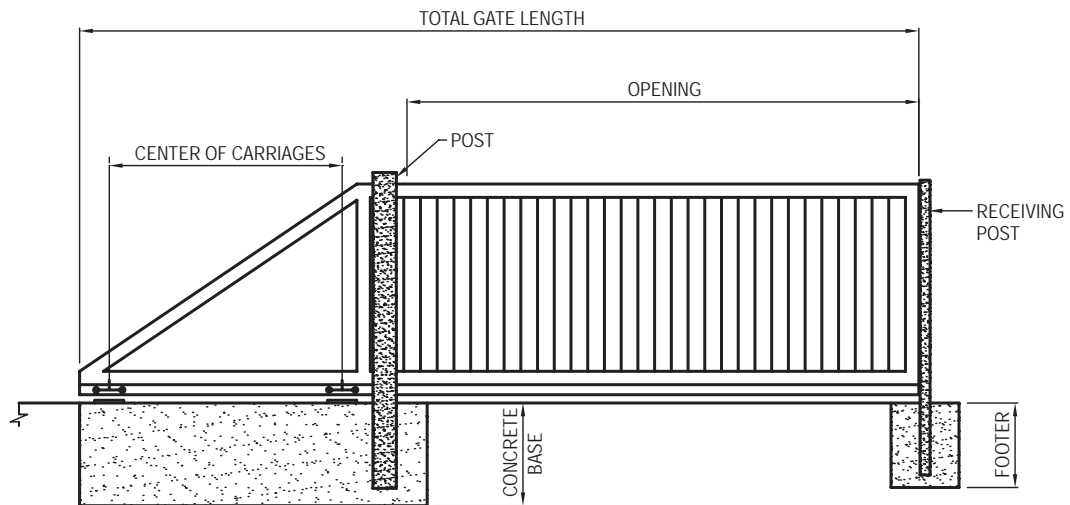
Monorail Cantilever Steel

CANTILEVER GATE

TOP VIEW



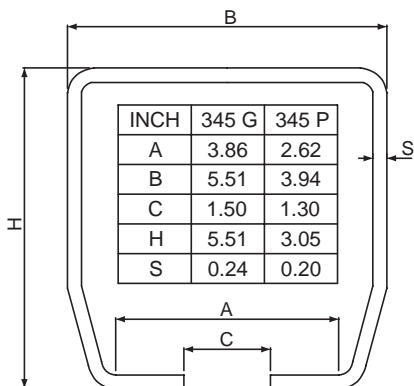
ELEVATION VIEW



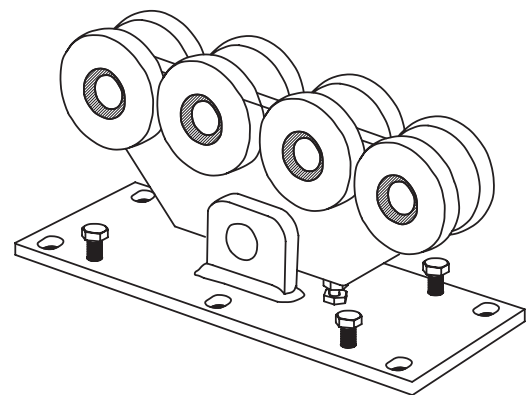
CANTILEVER GATE HARDWARE

STEEL MONORAIL TRACK

To be used for gates up to 60 ft. and under 3500 lbs.



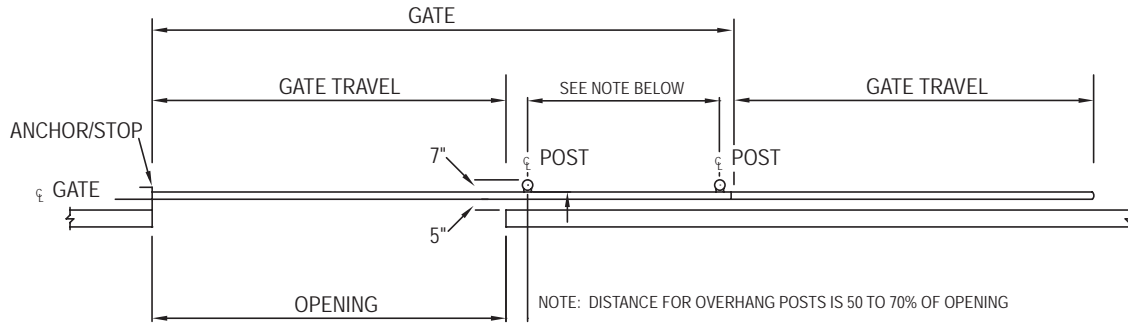
CARRIAGE WITH STEEL WHEELS



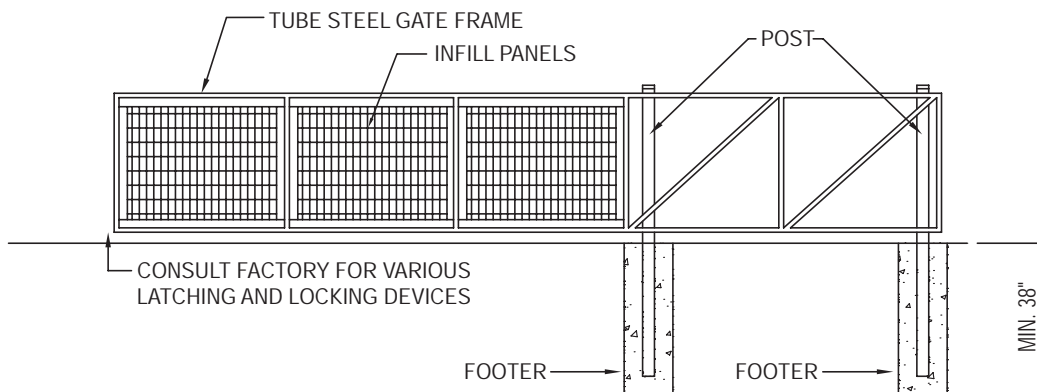
Cantilever Aluminum Track

CANTILEVER GATE

TOP VIEW



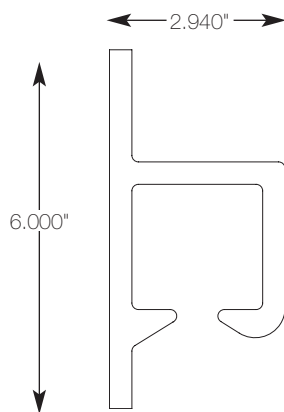
ELEVATION VIEW



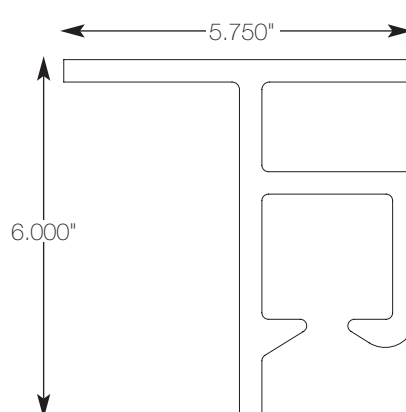
CANTILEVER GATE HARDWARE

ALUMINUM TRACK

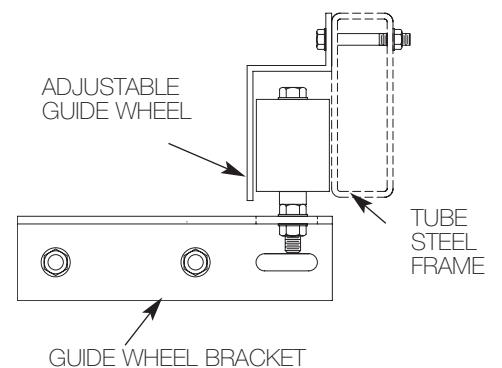
Top mounted track for gates up to 20 ft. and under 1000 lbs.



ALUMINUM T-TRACK



GUIDE WHEEL



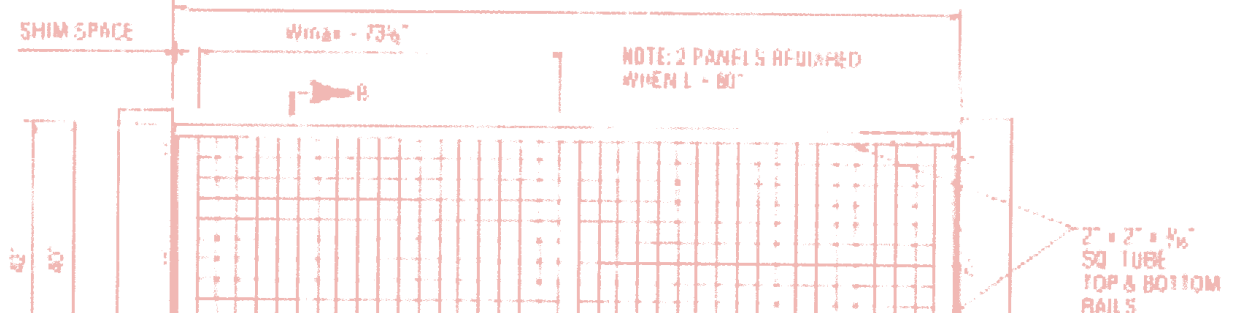
Railing Systems



4326 Hamann Parkway
P.O. Box 1210
Willoughby, Ohio 44096

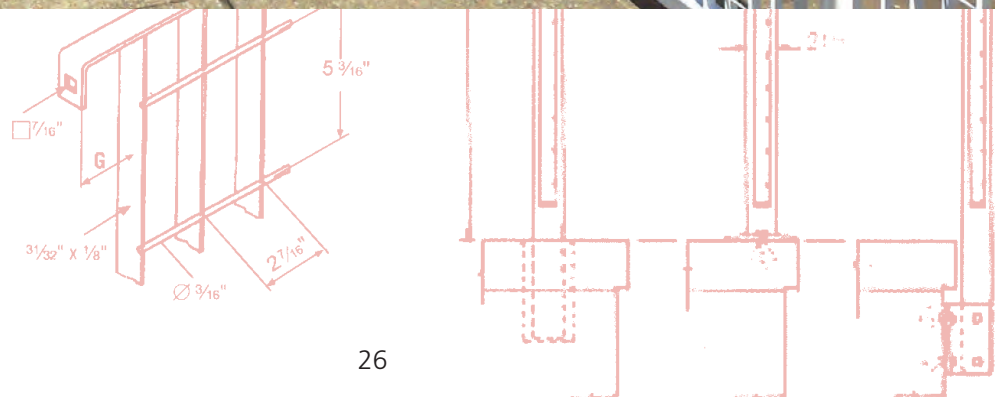
Phone: (440) 951-4300
Fax: (440) 951-2542
Toll Free: 800-321-7042

E-Mail: ametco@ametco.com
Web: www.ametco.com



The Ametco railings are designed for use on balconies, decks and stairs. These railing systems are based on the same infill panel method as our fence systems and our other product lines. Panel sections for railings are available in a variety of styles, patterns and sizes. Installation is fast and efficient, and the modular design keeps panel replacement simple. The railings are manufactured to be both functional and decorative, harmonizing visually with any environment. Radial pattern railings and other

designs can be custom fabricated. Just provide us with specifications for a quote. Each railing system is built to withstand a 200 lb. load in any direction. The infill panels for Ametco railing systems are available in electro-forged welded steel design, extruded aluminum blade design and perforated aluminum or stainless steel design. A polyester powder coating, available in 15 standard colors, makes the railings durable and able to withstand exposure to the elements.



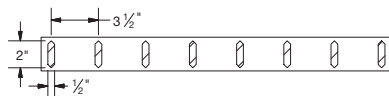
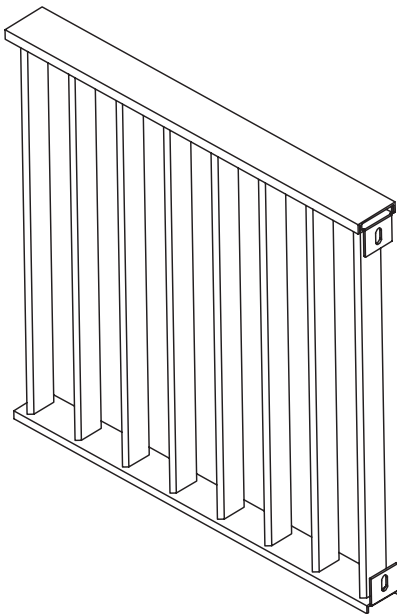
Aluminum Railings



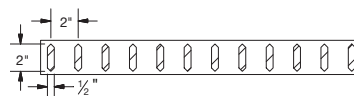
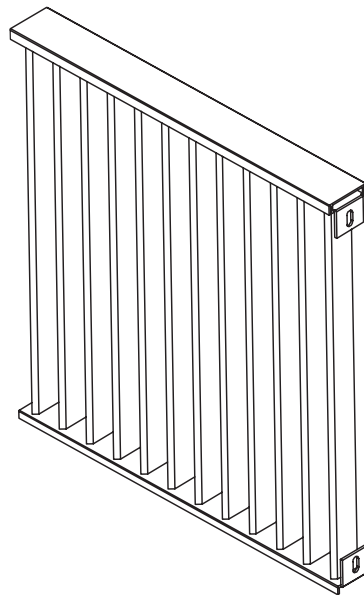
The Ametco aluminum railings are designed for use on balconies, decks, walkways and stairs. This railing system is manufactured from 2" and/or 4" blades that are 1/2" thick extruded aluminum tubes.

After fabrication the aluminum railings are powder coated in one of our 15 standard colors. The railings are manufactured to be both functional and decorative, harmonizing visually with any environment.

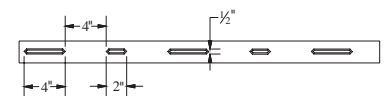

GALAXY DESIGN



APOLLO DESIGN



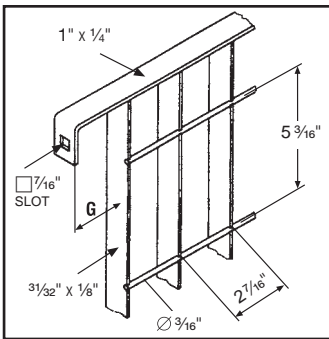
SEDONA DESIGN



Infill Panels Steel Railings

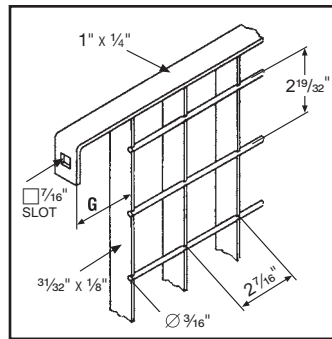


METRO®



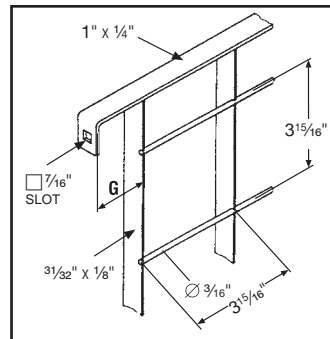
Specify:
Electro-forged welded steel fencing. Ametco Metro design — $\frac{31}{32}$ " x $\frac{1}{8}$ " main bar, $\frac{3}{16}$ " round cross bar, $2\frac{7}{16}$ " x $5\frac{3}{16}$ " mesh. Galvanized to ASTM 123 and/or powder polyester coated.

LATTICE



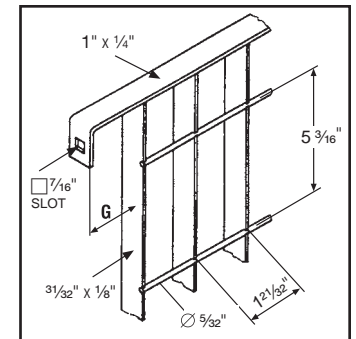
Specify:
Electro-forged welded steel fencing. Ametco Lattice design — $\frac{31}{32}$ " x $\frac{1}{8}$ " main bar, $\frac{3}{16}$ " round cross bar, $2\frac{7}{16}$ " x $2\frac{19}{32}$ " mesh. Galvanized to ASTM 123 and/or powder polyester coated.

STADIUM®



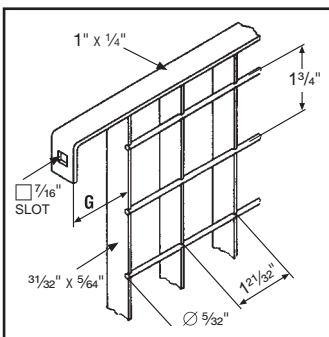
Specify:
Electro-forged welded steel fencing. Ametco Stadium design — $\frac{31}{32}$ " x $\frac{1}{8}$ " main bar, $\frac{3}{16}$ " round cross bar, $3\frac{15}{16}$ " x $3\frac{15}{16}$ " mesh. Galvanized to ASTM 123 and/or powder polyester coated.

GROTTO®



Specify:
Electro-forged welded steel fencing. Ametco Grotto design — $\frac{31}{32}$ " x $\frac{1}{8}$ " main bar, $\frac{3}{16}$ " round cross bar, $1\frac{21}{32}$ " x $5\frac{3}{16}$ " mesh. Galvanized to ASTM 123 and/or powder polyester coated.

SHIELD®

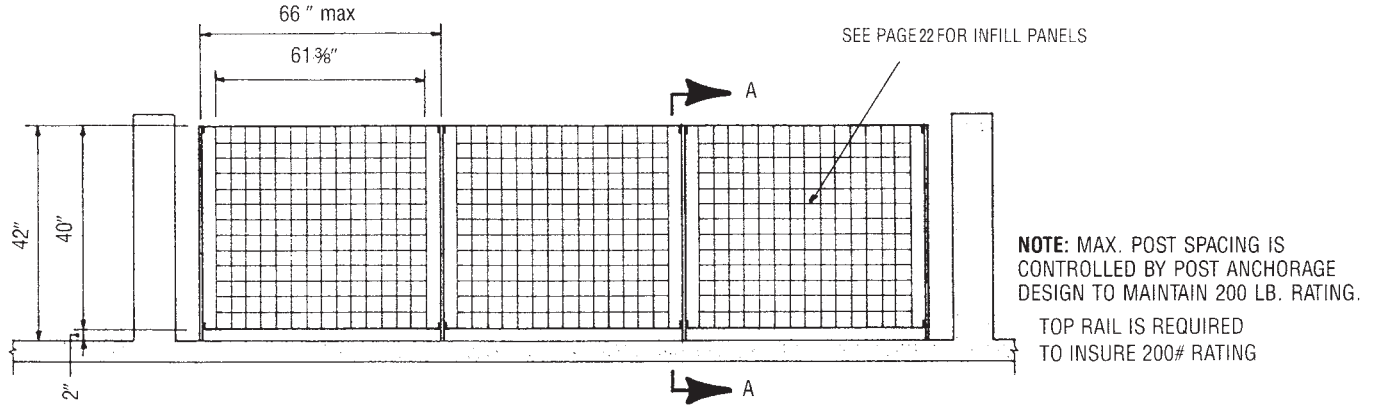


Specify:
Electro-forged welded steel fencing. Ametco Shield design — $\frac{31}{32}$ " x $\frac{5}{64}$ " main bar, $\frac{3}{16}$ " round cross bar, $1\frac{3}{4}$ " x $1\frac{21}{32}$ " mesh. Galvanized to ASTM 123 and/or powder polyester coated.

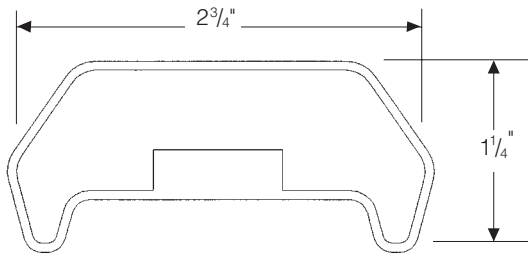


Installation

TYPICAL RAILING INSTALLATION



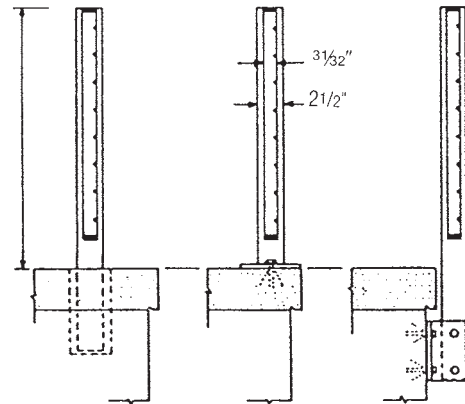
TOP RAIL



OPTIONAL TOP RAILS:

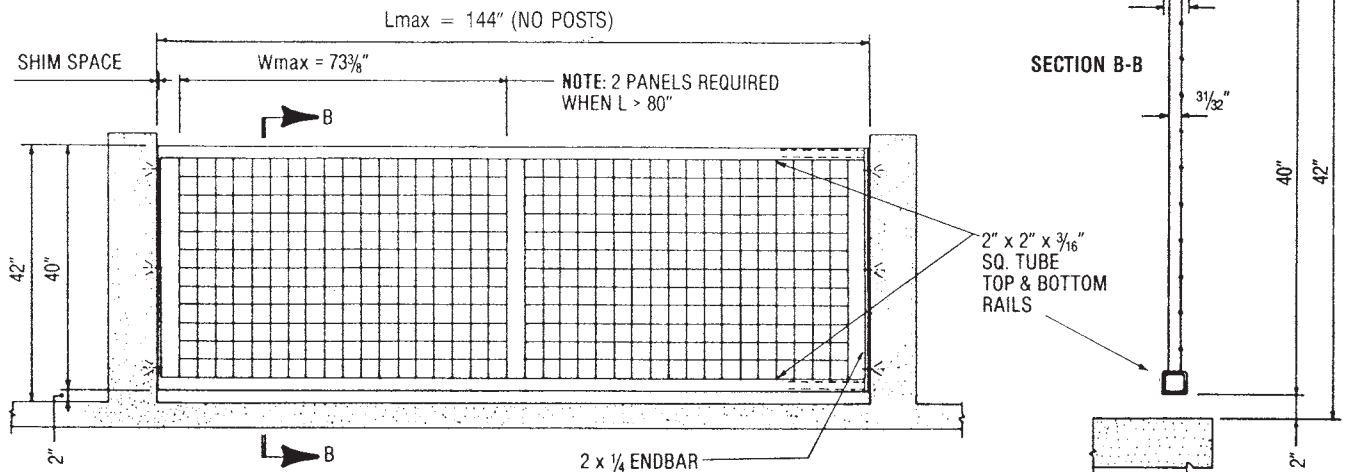
- CHANNELS
- SQUARE TUBE
- RECTANGULAR TUBE

OPTIONAL MOUNTINGS



SECTION A-A OPTIONS

ADDITIONAL AMETCO DESIGN

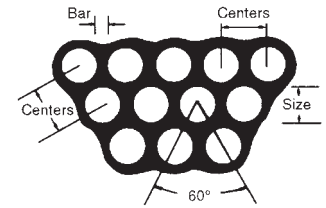


Perforated Infill Panels

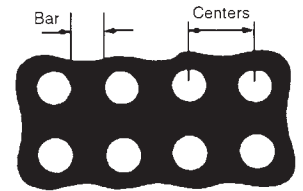


PERFORATED PATTERNS

Round

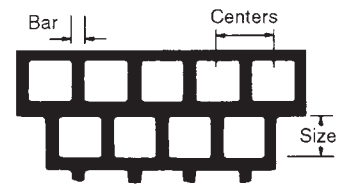


Staggered Centers

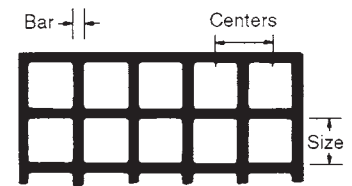


Straight Centered

Square

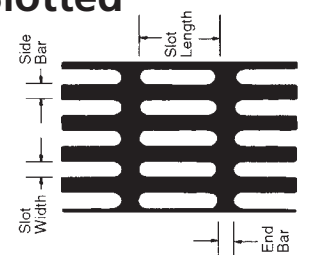


Staggered Rows



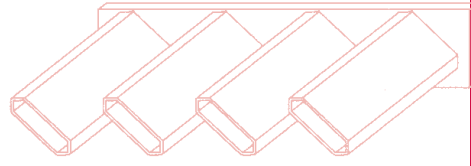
Straight Rows

Slotted

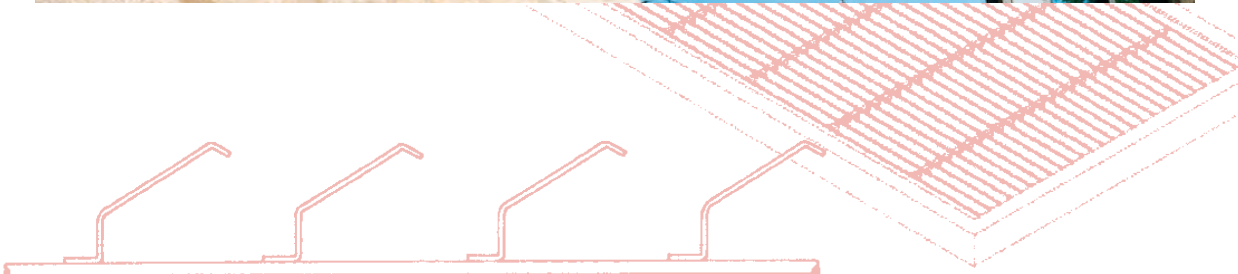


Straight Rows

Drill for Stainless Steel or
ASTM 325 N.C. studs



Ametco Sunshades are growing more popular in new building design due to their aesthetic quality and sun-limiting functionality. Sunshades are being added to existing buildings to take advantage of the energy savings. Ametco offers quality architectural Sunshades in extruded aluminum tubing, louvers in both steel and aluminum and perforated metal materials. Sunshades designs allow varying amounts of light to penetrate into the building, and custom fabrication is available. Aluminum and galvanized steel Sunshades are powder coated in one of 15 color choices for durability and appearance. The color gives an "extra" touch of appeal to the sunshade, harmonizing with its surroundings.



Sunshades

Ametco[®]

4326 Hamann Parkway
P.O. Box 1210
Willoughby, Ohio 44096

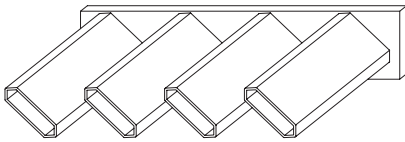
Phone: (440) 951-4300
Fax: (440) 951-2542
Toll Free: 800-362-1360

E-Mail: ametco@ametco.com
Web: www.ametco.com

Aluminum

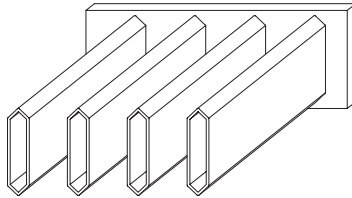
STYLE 102-45

2" x 1/2" on 2⁵/₁₆" Centers
Aluminum Extrusion 45° Angle



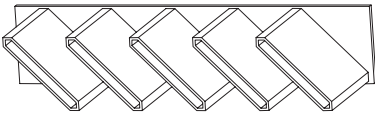
STYLE 102-90

2" x 1/2" on 2⁵/₁₆" Centers
Aluminum Extrusion



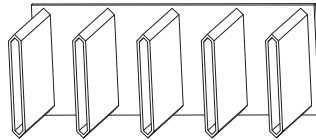
STYLE 104-45

4" x 1/2" on 4⁷/₁₆" Centers
Aluminum Extrusion 45° Angle



STYLE 104-90

4" x 1/2" on 2¹/₂" Centers
Aluminum Extrusion

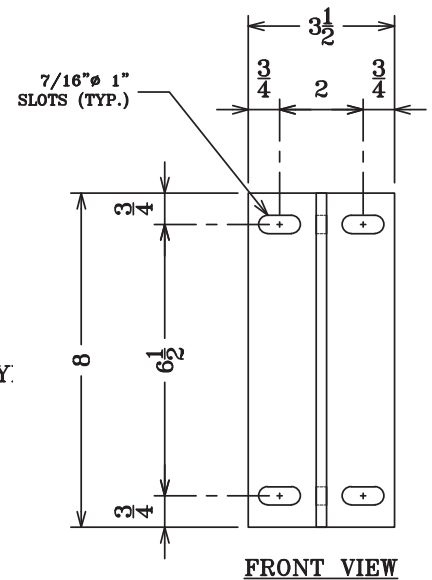
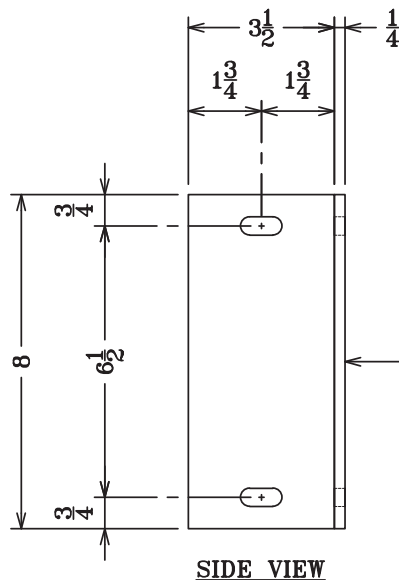
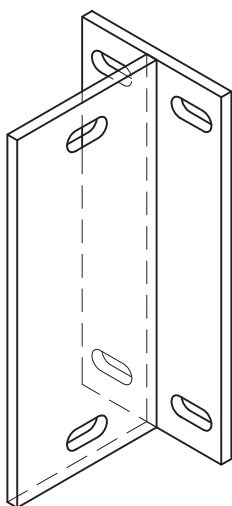


Styles above are designed with the depth of the bar required to achieve 60 degrees incident angle of sun shade.

Ametco Aluminum Sunshades are manufactured from aluminum extrusions that are designed to have minimum top surface upon which dirt and snow can accumulate. The tube design extrusion keeps the weight to a minimum while maintaining the strength required to stand up to the most severe weather. All sunshades are then powder coated for lasting beauty.

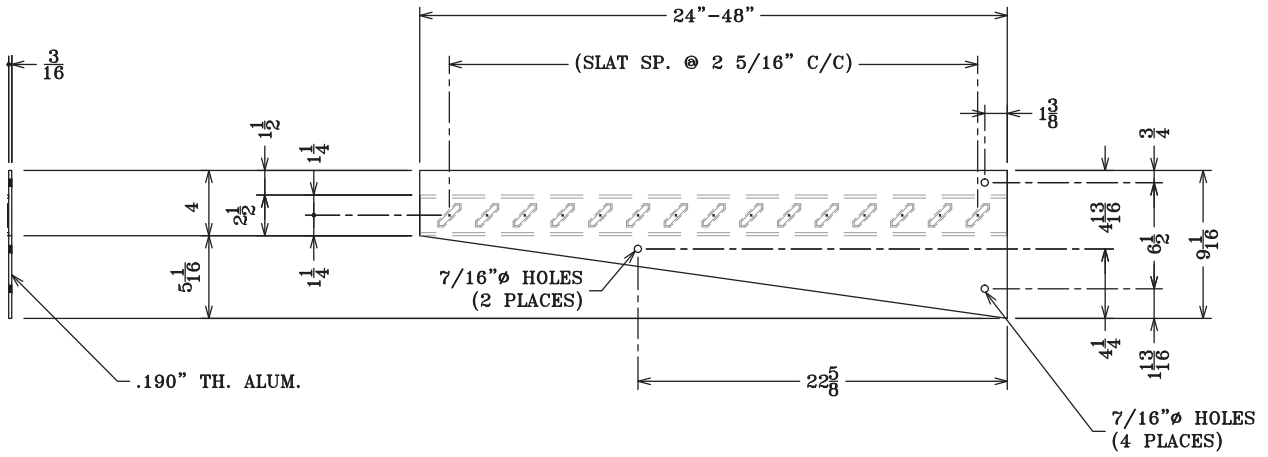
**Ametco Mfg. Corp. certifies that its Sunshade system is free from defects in material and workmanship. The polyester-coated material is guaranteed not to crack, peel or blister for a period of 20 years. Accidental damages, defects resulting from improper installation and damage from vandalism or abuse are not included. Warranty is limited to a prorated value of the coating.*

SUNSHADE MOUNTING BRACKET

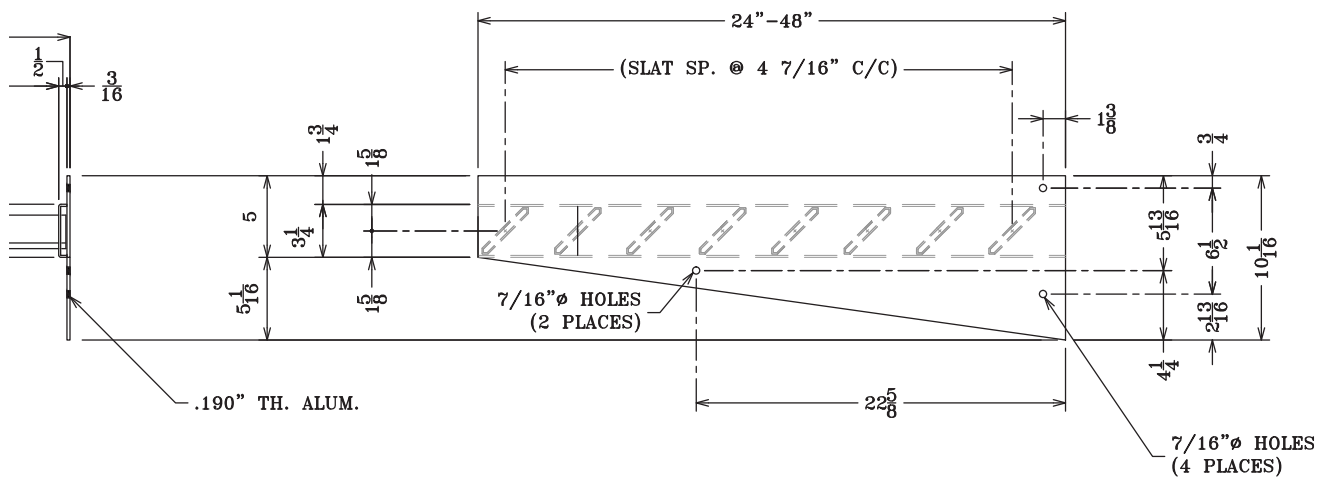


1/4" TH. ALUM. (TY.)

END PLATE FOR 102 SUNSHADES



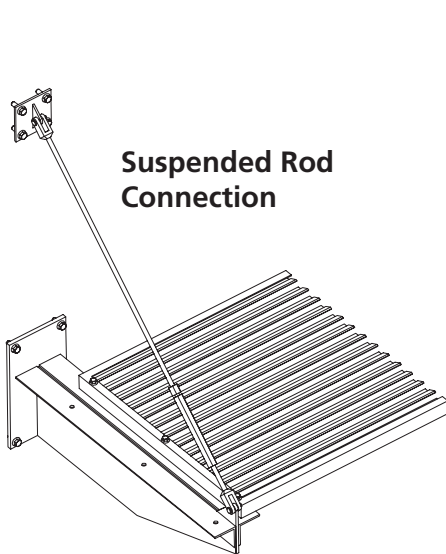
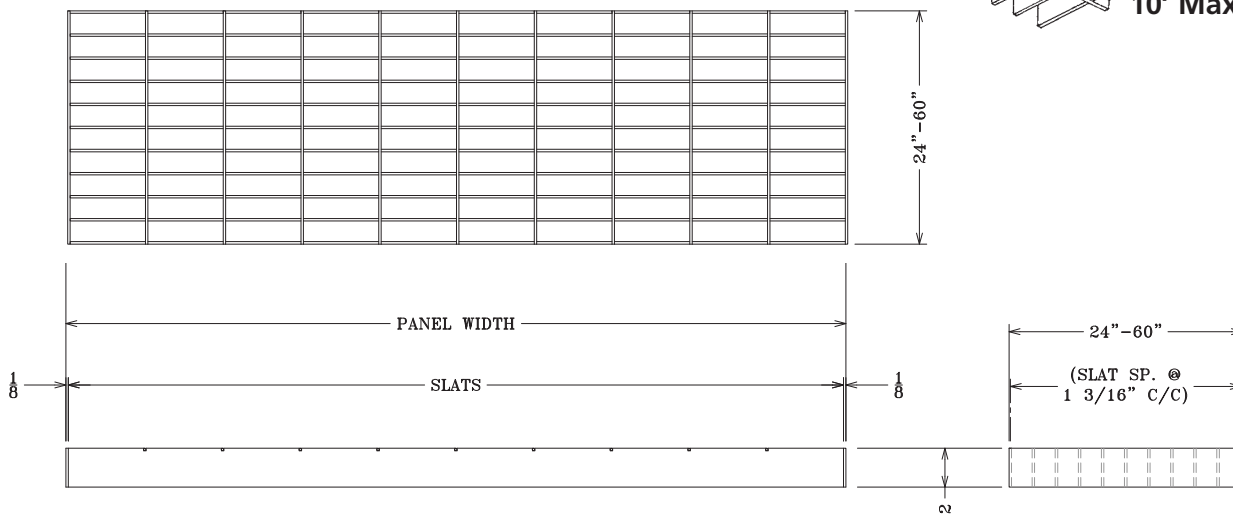
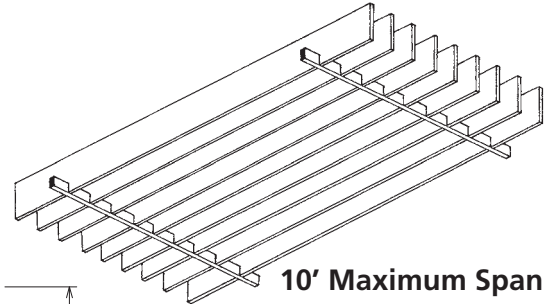
END PLATE FOR 104 SUNSHADES



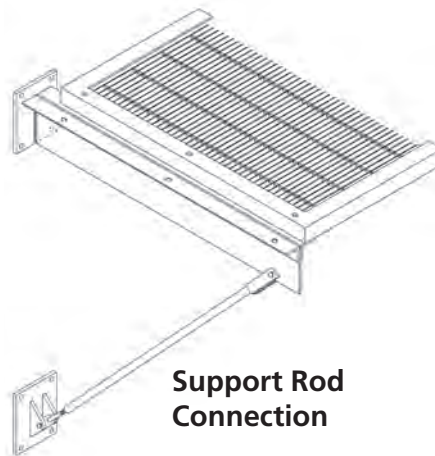
Bar Grille

101 BAR GRILLE SUNSHADE


2" x 3/16" bar on 1 3/16" Centers
Steel or Aluminum



Suspended Rod Connection



Support Rod Connection



Channel Frame for Grille & Fixed Louver Sunshade

Suspended or supported rod connections are recommended for sunshades over 5 feet wide.

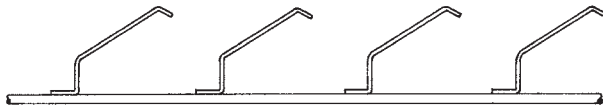
**In the interest of improving quality and design, Ametco reserves the right to amend specifications without giving prior notice.*

Louver



STYLE 201

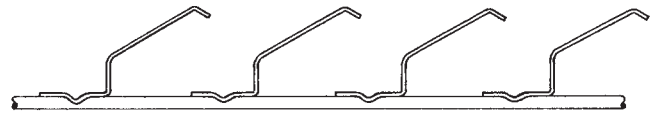
80% Direct Visual Screening



6' Maximum Span

STYLE 202

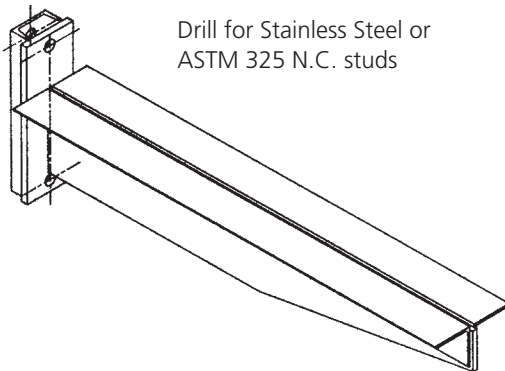
100% Direct Visual Screening



6' Maximum Span

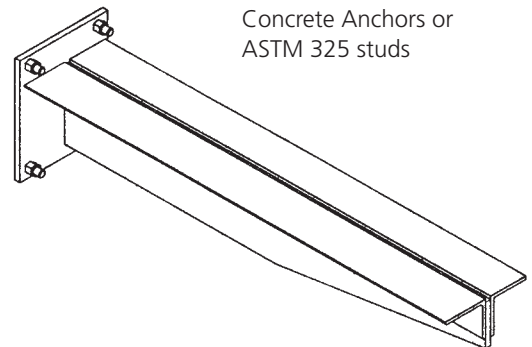
HEAVY DUTY OUTRIGGER FOR SUNSHADE

Intermediate Outrigger for
Curtain Wall Mounting



Drill for Stainless Steel or
ASTM 325 N.C. studs

Intermediate Outrigger for
Structural Column or Concrete Wall



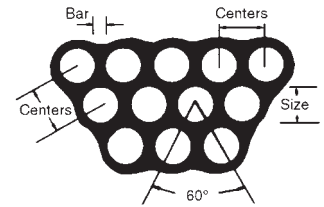
Concrete Anchors or
ASTM 325 studs

Perforated

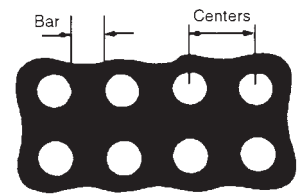


PERFORATED PATTERNS

Round

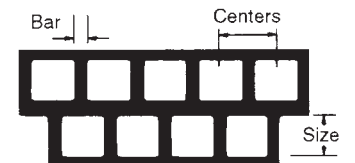


Staggered Centers

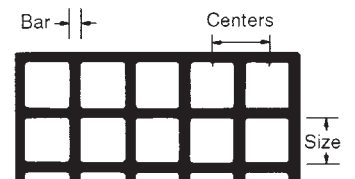


Straight Centered

Square



Staggered Rows


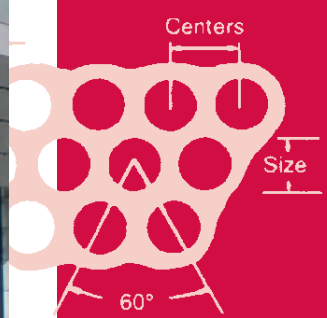
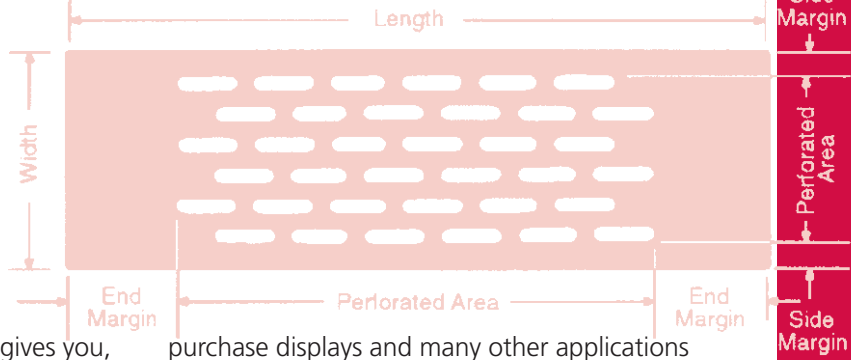


Straight Rows

Perforated Sunshades allow you to choose the size and shape of the perforation as well as the percent of open area from 10% to 50%.

Ametco's Perforated Metal and Plastic gives you, the architect, the freedom of choice to design projects the way you want them. Although perforated material has been in use for over 100 years, each day new applications are being designed to meet the ever-changing demands of today's world. Perforated metal is being used for a wider variety of applications than ever before. New construction projects are using perforated as acoustical wall and ceiling panels, hand rail infill panels, sun shading devices, point-of-

purchase displays and many other applications limited only by your imagination. The choice of metal or plastics not only allows the architect to choose the type of material, but also the choice of perforation patterns and percentage of open area required for specific projects. Perforations not only reduce the weight of the material, but also permit you to control the airflow, amount of visibility and sound levels. Ametco's computer-assisted perforating presses give you, the designer, far greater freedom than ever before.



Perforated



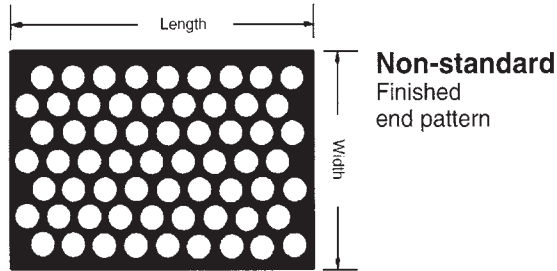
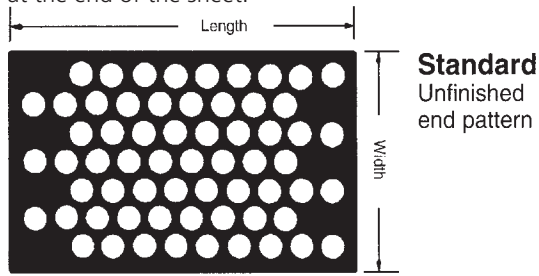
4326 Hamann Parkway
P.O. Box 1210
Willoughby, Ohio 44096

Phone: (440) 951-4300
Fax: (440) 951-2542
Toll Free: 800-321-7042
E-Mail: ametco@ametco.com
Web: www.ametco.com

Patterns

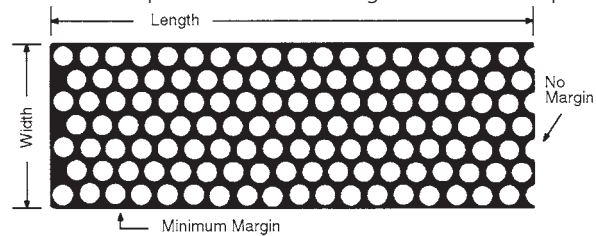
End Patterns

On staggered pattern perforations, the end patterns will either be “finished” or “unfinished” depending on the tooling available. An unfinished end pattern is **Standard**; however, a finished end is available as a non-standard item. Consult Ametco for details. “Unfinished” end patterns are standard on some staggered pattern perforations, meaning the hole pattern appears incomplete at the end of the sheet. “Finished” end patterns are non-standard on most staggered pattern perforations, meaning the hole pattern is complete at the end of the sheet.



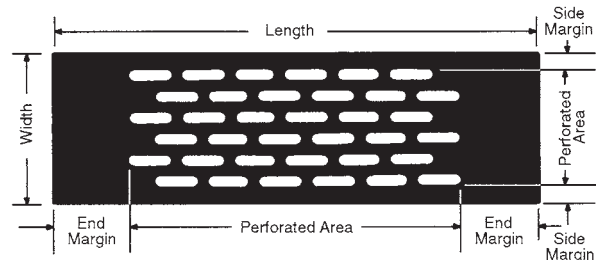
Margins

The “margin” on a perforated sheet or plate refers to the distance from the edge of the sheet to the first perforation along the same dimension. “No margin” refers to the last row or set of perforations extending off the sheet or plate.



Minimum Margins

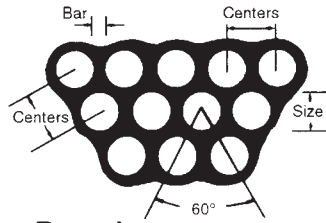
Perforated stock size sheet or plate with minimum margins.



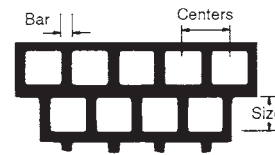
Specified Margins

Sheet or plate resheared after perforating with margins specified.

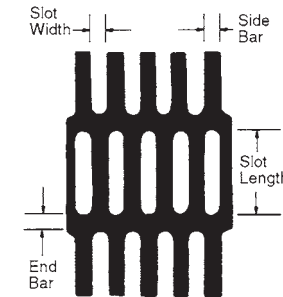
Staggered Patterns



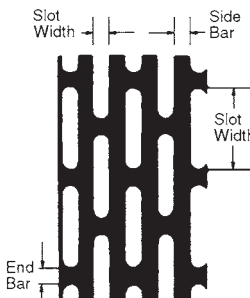
Round Standard



Square Standard

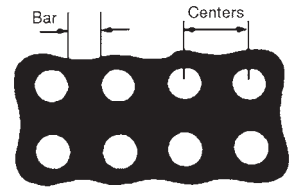


Slotted End Stagger

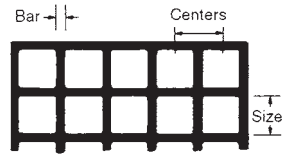


Slotted Side Stagger

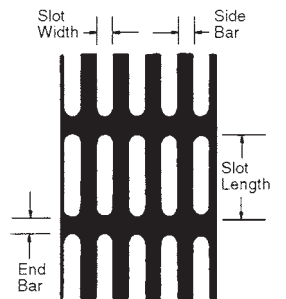
Straight Line Patterns



Round Optional

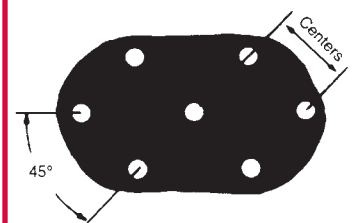


Square




Slotted

45 Degree Pattern



Round Optional



Grilles & Screens

Ametco[®]

4326 Hamann Parkway
P.O. Box 1210
Willoughby, Ohio 44096

Phone: (440) 951-4300
Fax: (440) 951-2542
Toll Free: 800-321-7042
E-Mail: ametco@ametco.com
Web: www.ametco.com


Screens



Ametco Mfg. Corp. has the industry's largest selection of architectural grilles and screens. From electro-forged welded steel grilles to extruded aluminum louvers; Ametco can work with you to achieve the requirements of your project. All of Ametco's grilles and screens are polyester powder coated to any of the 15 standard Ametco colors.

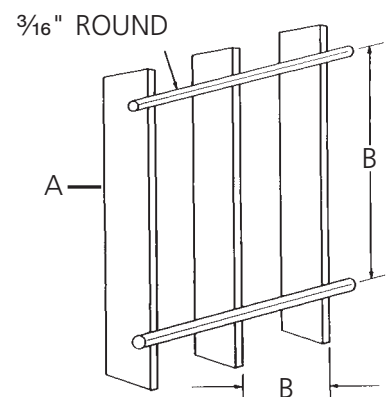


Grilles



Ametco grilles are manufactured from electro-forge welded steel giving you the strength required for security. Ametco can custom fabricate any of the standard meshes to fit your needs. All grilles are hot dip galvanized after fabrication then powder coated. This combination not only gives you the best protection but also allows you to choose a color from Ametco's 15 standard colors to harmonize with the surrounding environment.

Design	Bar size (A)	Mesh (B)
Grotto	1" x 5/64"	1 ²¹ / ₃₂ " x 5 ³ / ₁₆ "
Shield	1" x 5/64"	1 ²¹ / ₃₂ " x 1 ³ / ₄ "
Metro	1" x 1/8"	2 ⁷ / ₁₆ " x 5 ³ / ₁₆ "
Blockade	1 ³ / ₁₆ " x 5/32"	2 ⁷ / ₁₆ " x 5 ³ / ₁₆ "
Lattice	1" x 1/8"	2 ⁷ / ₁₆ " x 2 ¹⁹ / ₃₂ "
Stadium	1" x 1/8"	3 ¹⁵ / ₁₆ " x 3 ¹⁵ / ₁₆ "

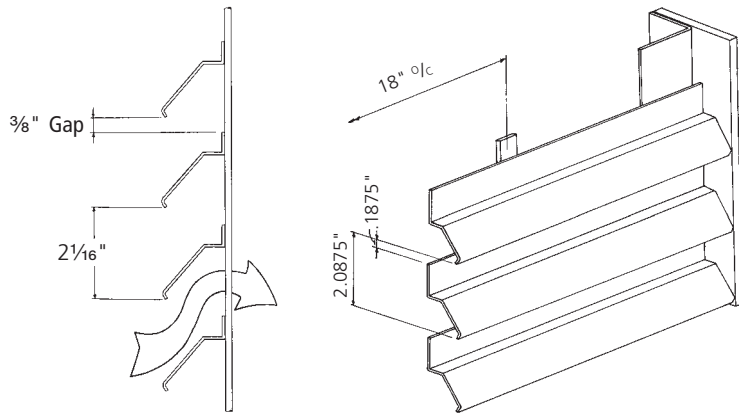


Screens

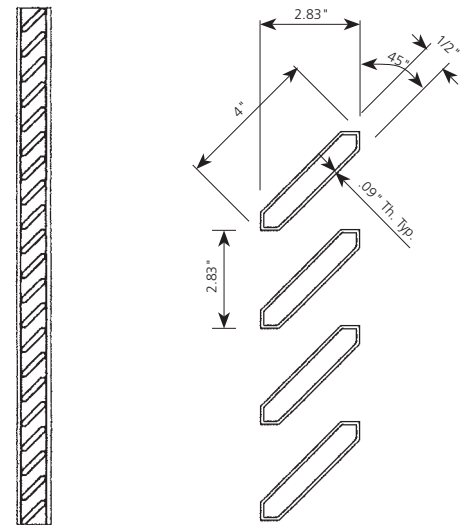


Ametco screening is achieved by using fixed louver material in one of four designs. All designs are manufactured from extruded aluminum. The **Eclipse Design** is ideal for horizontal applications with either 80% or 100% direct visual screening. The **Venetian Design** can be used either horizontal or vertical with 100% visual screening. The **Phoenix Design** can be used either horizontal or vertical and is the strongest of the four designs. The strength of the Phoenix Design allows the post centers out to 8'. **Polaris Design** aluminum panels are the newest design Ametco has to offer. The panels can be used in fencing, gates, sunshades, canopies and railings. The Polaris Design panels are custom fabricated from die formed perforated and radius sections. All four designs are powder coated after fabrication to allow you the choice of color from Ametco's 15 standard colors.

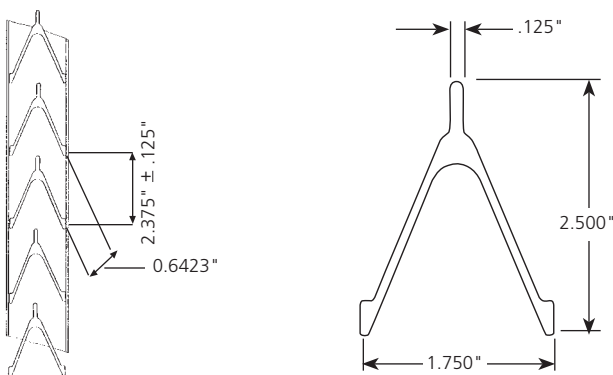
ECLIPSE



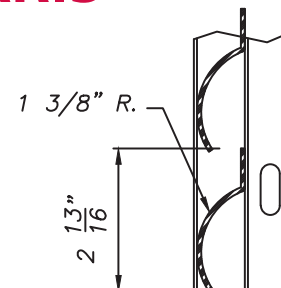
PHOENIX



VENETIAN



POLARIS



AVAILABLE COLORED COATINGS



Custom colors available at an additional charge.
Note: The reprint of the color chart may vary from actual finish color.



INSTALLATION

The Ametco system is simplicity itself. Standard panels are merely bolted to the uprights which are anchored conventionally. The modular design means it can be erected in a fraction of the time of most other rigid fences and allows easy replacement of any panels that are damaged. The ease of assembly coupled with strength and long-life make Ametco fencing one of the most cost-effective fencing options.

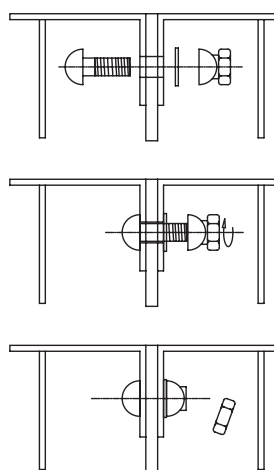
Anti-Intruder Posts

Complete with extension arm to carry 3 galvanized barbed wires and 3 holes for electrified wires. Anti-intruder posts are available for panels 83³/₈" and 99" high.
Extension Arm Dimensions: 11³/₄" x 2³/₈" x 5¹/₁₆"

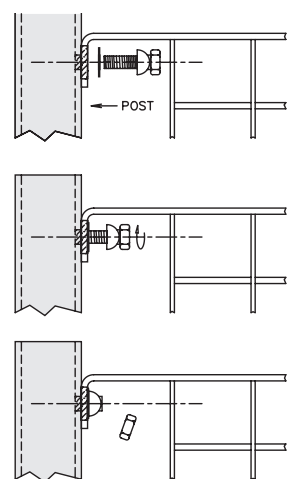
Standard Bolts

Stainless Steel AISI 304
Bolt Dimensions = 3³/₈" x 2"

SECURITY NUT for Thru-Bolt Application



SECURITY BOLT for Post Application



Ametco's security bolts and nuts

The hexagon nut will shear off from the cup head when the Ametco Security Bolt or Nut is tightened to the correct torque, rendering the bolt or nut nearly impossible to release.

Enclosures

Ametco Manufacturing Corporation manufactures dumpster enclosures, dumpster gates, security enclosures and security gates in custom sizes to meet your requirements at our Willoughby, Ohio plant. The dumpster enclosures are manufactured from fixed louver galvanized steel or aluminum in any of 1 steel or 5 aluminum designs. The security enclosures manufactured from electro-forged weld steel come in 7 steel designs and 2 aluminum designs with varying mesh sizes in square and rectangular design. After fabrication the enclosures are powder coated to one of 15 standard colors to harmonize with its surroundings.



ENCLOSURE GATE

Ametco Manufacturing Corporation manufactures custom swing gates, V-wheel roller gates and cantilever gates to complete your enclosure. All three style gates are made for dumpster and security enclosures in either galvanized steel or aluminum that after fabrication are powder coated to one of 15 standard colors. The color gives an extra touch of appeal to the gate, harmonizing with its surroundings.



4326 Hamann Parkway
P.O. Box 1210
Willoughby, Ohio 44096
Web: www.ametco.com

Phone: (440) 951-4300
Fax: (440) 951-2542
Toll Free: 800-321-7042
E-Mail: ametco@ametco.com